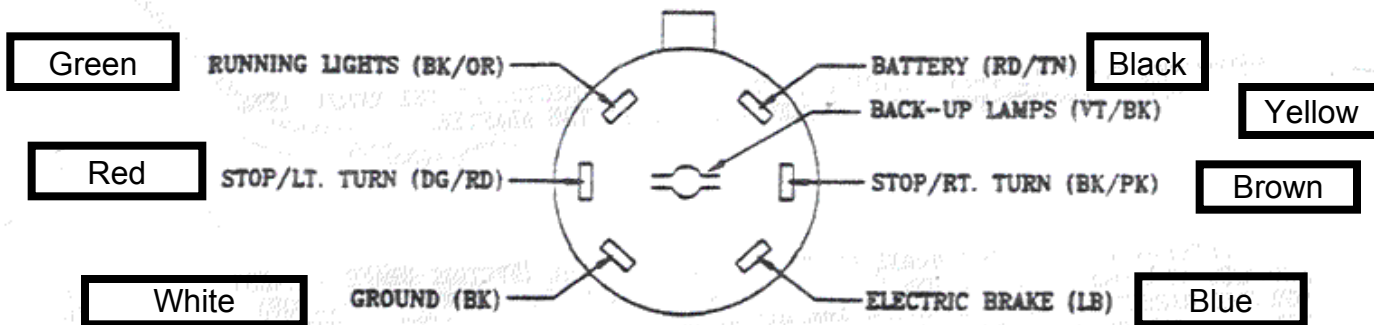


2001 Dodge Truck 7 Pin Trailer Connector

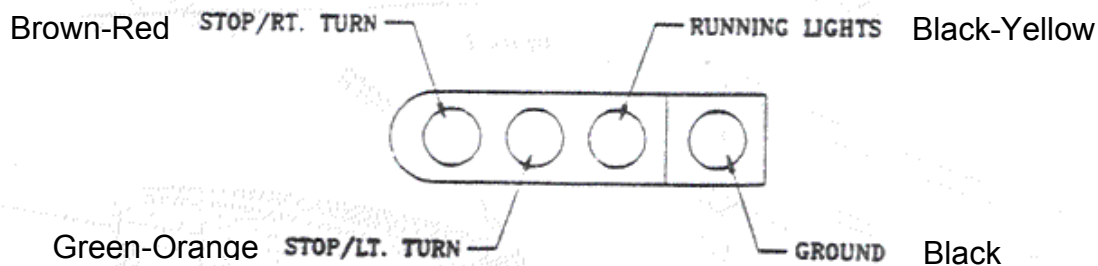
## CONNECTOR PIN OUT CONFIGURATIONS

VEHICLE MOUNTED CONNECTOR VIEWED  
W / CONNECTOR COVER OPENED



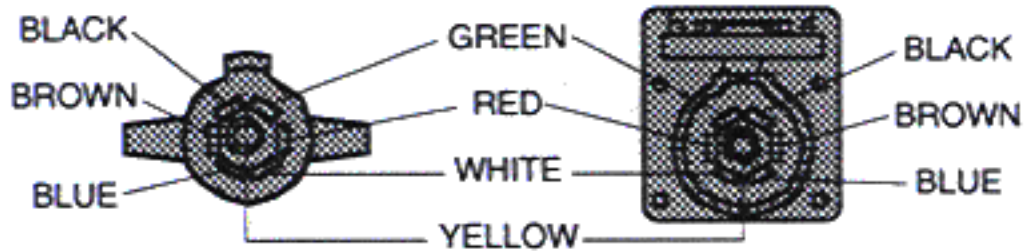
Colors in boxes correspond to the generic 7-Way connector shown on page 2

## 7-PIN TO 4-PIN CONNECTOR



# Generic 7-WAY CONNECTOR WIRING DIAGRAM

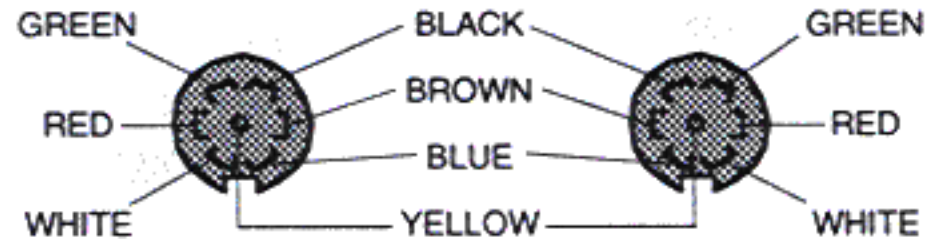
## 7-WAY MOLDED TRAILER/ SEALED CAR CONNECTOR & CABLE



**TRAILER END**  
As viewed from front face of 7-way connector with molded on cable.

**CAR END**  
As viewed from front face of 7-way connector with sealed cable.

## 7-WAY THERMO-PLASTIC/ METAL CONNECTOR



**TRAILER END**  
As viewed from core back side where wires are attached with screws.

**CAR END**  
As viewed from core back side where wires are attached with screws.

See Page 2 for Dodge Truck Wiring

## 7 - W A Y W I R I N G I N D E X

Wire Color & Gauge	Molded Trailer/Sealed Car Connector Terminal	Thermo-Plastic/Metal Connector Terminal
White / 10 gauge	Common Ground	# 1 Common Ground
Blue / 12 gauge	Electric Brake	#2 Electric Brake
Green / 14 gauge	Tail & License	#3 Tail & License
Black / 10 gauge	Battery Charge	#4 Battery Charge
Red / 14 gauge	Left Stop & Turn	#5 Left Stop & Turn
Brown / 14 gauge	Right Stop & Turn	#6 Right Stop & Turn
Yellow / 14 gauge	Center Auxiliary	#7 Center Auxiliary